


LED FUSION

RECESSED LUMINAIRE



A stylish luminaire designed to have a modern flair, without compromise.

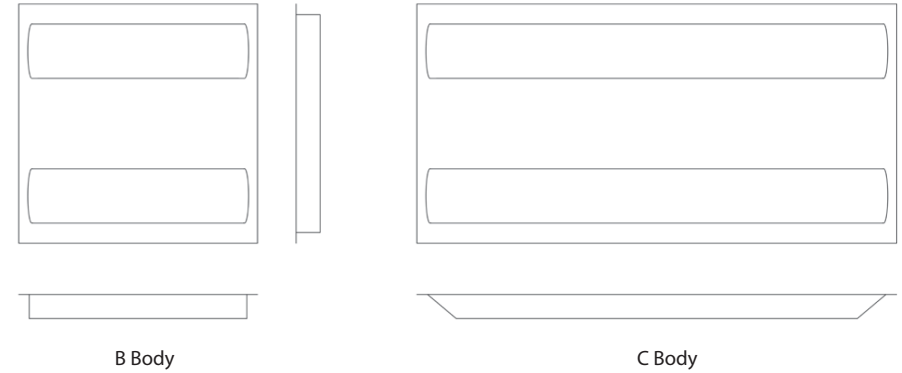
With its curved reflector system the Fusion is aesthetically pleasing to the eye, the reflector system also allows a combination of direct and indirect lighting, all encompassed within a stylish metal body.

Product Specifications:

- Luminaire suitable for 15mm and 24mm exposed T grid system
- Manufactured from mild steel with white paint finish as standard
- Constant output driver with colour 840 as standard

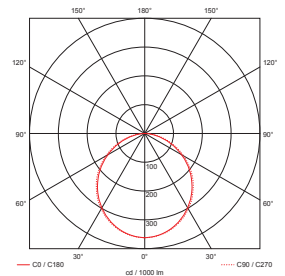
Optional Features:

/OW: Off white paint (RAL9010)



Order Codes

| LED Fusion | Luminaire Lumens | Watts | Body | Length | Width | Depth |
|-----------------|------------------|-------|------|--------|-------|-------|
| FUS 22/B/CO/840 | 2015 | 22 | B | 595 | 595 | 62 |
| FUS 44/B/CO/840 | 4030 | 44 | B | 595 | 595 | 62 |
| FUS 44/C/CO/840 | 4030 | 44 | C | 1195 | 595 | 62 |
| FUS 88/C/CO/840 | 8060 | 88 | C | 1195 | 595 | 62 |



Polar Curve:
Photometric data is available online for dialux and relux.

RECESSED LED FUSION

LED Fusion part code formula example:

| Product Family | Watts | Body Style | Gear Option | Optional Feature | Colour Temp | Emergency Option |
|----------------|-----------|------------|-------------|------------------|-------------|------------------|
| FUS | 44 | B | DL | OW | 850 | RM3 |

Gear Options:

/AD: 1-10V Analogue dimming

/DL: Dali addressable dimming

Emergency Options:

/RM3: 3hr maintained remote emergency

Colour Temp Options:

/830: Colour 830

/840: Colour 840

Installation options:

| Exposed T | YES |
|--------------|-----|
| Plasterboard | NO |
| Metal Pan | NO |
| Surface | NO |
| Suspended | NO |

Occupancy and daylight sensor options available on this product